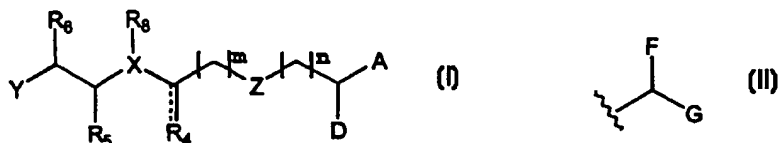




## INTERNATIONAL APPLICATION PUBLISHED UNDER THE PATENT COOPERATION TREATY (PCT)

<p>(51) International Patent Classification <sup>7</sup> : C07C 237/30, 237/32, C07B 61/00, C07C 323/30, A61K 31/195, A61P 3/00</p>	A1	<p>(11) International Publication Number: WO 00/63161 (43) International Publication Date: 26 October 2000 (26.10.00)</p>
<p>(21) International Application Number: PCT/US00/10416 (22) International Filing Date: 18 April 2000 (18.04.00) (30) Priority Data: 60/130,011 19 April 1999 (19.04.99) US 60/175,528 11 January 2000 (11.01.00) US (71) Applicant (for all designated States except US): COELACANTH CORPORATION [US/US]; 100 Jersey Avenue A-103, New Brunswick, NJ 08901 (US). (72) Inventors; and (75) Inventors/Applicants (for US only): KOLB, Hartmuth, C. [US/US]; 7107 Laurel Court, Monmouth Junction, NJ 08852 (US). MCGEEHAN, Gerard [US/US]; 1711 Spring House Road, Chester Springs, PA 13425 (US). SHI, Zhi-Cai [US/US]; 3104 Birchwood Court, North Brunswick, NJ 08902 (US). KOLLA, Laxma, Reddy [US/US]; 2305 Birchwood Court, North Brunswick, NJ 08902 (US). CAVAL-LARO, Cullen [US/US]; 15 High Street, Allentown, NJ 08501 (US). (74) Agent: DOCTER, Stephen, H.; McDonnell Boehnen Hulbert &amp; Berghoff, 300 South Wacker Drive, 32nd Floor, Chicago, IL 60606 (US).</p>	<p>(81) Designated States: AE, AL, AM, AT, AU, AZ, BA, BB, BG, BR, BY, CA, CH, CN, CR, CU, CZ, DE, DK, DM, EE, ES, FI, GB, GD, GE, GH, GM, HR, HU, ID, IL, IN, IS, JP, KE, KG, KP, KR, KZ, LC, LK, LR, LS, LT, LU, LV, MA, MD, MG, MK, MN, MW, MX, NO, NZ, PL, PT, RO, RU, SD, SE, SG, SI, SK, SL, TJ, TM, TR, TT, TZ, UA, UG, US, UZ, VN, YU, ZA, ZW, ARIPO patent (GH, GM, KE, LS, MW, SD, SL, SZ, TZ, UG, ZW), Eurasian patent (AM, AZ, BY, KG, KZ, MD, RU, TJ, TM), European patent (AT, BE, CH, CY, DE, DK, ES, FI, FR, GB, GR, IE, IT, LU, MC, NL, PT, SE), OAPI patent (BF, BJ, CF, CG, CI, CM, GA, GN, GW, ML, MR, NE, SN, TD, TG).</p> <p>Published With international search report. Before the expiration of the time limit for amending the claims and to be republished in the event of the receipt of amendments.</p>	

(54) Title: PPAR-(GAMMA) AGONISTS AS AGENTS FOR THE TREATMENT OF TYPE II DIABETES



## (57) Abstract

Disclosed are compounds of formula (I) or the pharmaceutically acceptable non-toxic salts thereof wherein: Z is aryl or heteroaryl; n and m are 0, 1 or 2; A is a carboxylic acid or ester, or A is formula (II) where D, F and G are hydrogen, (un)substituted amino, (un)substituted alkoxy, methylene or an (un)substituted sulfide; X is N, O, CH<sub>2</sub>, S, SO or SO<sub>2</sub>; R<sub>4</sub> is oxo, hydrogen, hydroxy, lower alkyl, lower alkoxy, cycloalkyl, keto, acyl, or sulfonyl; Y is hydrogen, (un)substituted amino, (un)substituted alkoxy, methylene, an (un)substituted sulfide, (un)substituted sulfonyl or an (un)substituted sulfoxide; and R<sub>5</sub>, R<sub>6</sub> and R<sub>8</sub> are hydrogen, lower alkyl, lower alkoxy, cycloalkyl, keto, acyl, or sulfonyl; or R<sub>5</sub> and R<sub>6</sub> together form a ring. The compounds are highly selective agonists for the PPAR- $\gamma$  receptor or prodrugs of agonists for the PPAR- $\gamma$  receptor. Thus these compounds are useful in the treatment Type II diabetes (NIDDM).

**FOR THE PURPOSES OF INFORMATION ONLY**

Codes used to identify States party to the PCT on the front pages of pamphlets publishing international applications under the PCT.

AL	Albania	ES	Spain	LS	Lesotho	SI	Slovenia
AM	Armenia	FI	Finland	LT	Lithuania	SK	Slovakia
AT	Austria	FR	France	LU	Luxembourg	SN	Senegal
AU	Australia	GA	Gabon	LV	Larvia	SZ	Swaziland
AZ	Azerbaijan	GB	United Kingdom	MC	Monaco	TD	Chad
BA	Bosnia and Herzegovina	GE	Georgia	MD	Republic of Moldova	TG	Togo
BB	Barbados	GH	Ghana	MG	Madagascar	TJ	Tajikistan
BE	Belgium	GN	Guinea	MK	The former Yugoslav Republic of Macedonia	TM	Turkmenistan
BF	Burkina Faso	GR	Greece	ML	Mali	TR	Turkey
BG	Bulgaria	HU	Hungary	MN	Mongolia	TT	Trinidad and Tobago
BJ	Benin	IE	Ireland	MR	Mauritania	UA	Ukraine
BR	Brazil	IL	Israel	MW	Malawi	UG	Uganda
BY	Belarus	IS	Iceland	MX	Mexico	US	United States of America
CA	Canada	IT	Italy	NE	Niger	UZ	Uzbekistan
CF	Central African Republic	JP	Japan	NL	Netherlands	VN	Viet Nam
CG	Congo	KE	Kenya	NO	Norway	YU	Yugoslavia
CH	Switzerland	KG	Kyrgyzstan	NZ	New Zealand	ZW	Zimbabwe
CI	Côte d'Ivoire	KP	Democratic People's Republic of Korea	PL	Poland		
CM	Cameroon	KR	Republic of Korea	PT	Portugal		
CN	China	KZ	Kazakstan	RO	Romania		
CU	Cuba	LC	Saint Lucia	RU	Russian Federation		
CZ	Czech Republic	LI	Liechtenstein	SD	Sudan		
DE	Germany	LK	Sri Lanka	SE	Sweden		
DK	Denmark	LR	Liberia	SG	Singapore		
EE	Estonia						

## **PPAR-(GAMMA) AGONISTS AS AGENTS FOR THE TREATMENT OF TYPE II DIABETES**

This application claims the benefit of U.S. Provisional Application No. 60/130,011, filed April 19, 1999 and U.S. Provisional Application No. 60/175,528, filed January 11, 2000.

### **Field of the Invention**

This invention relates to certain 1,4-disubstituted phenyl derivatives that act as agonists to the PPAR- $\gamma$  receptor. This invention also relates to pharmaceutical compositions comprising such compounds. It further relates to the use of such compounds in treating Type II diabetes, or NIDDM. The interaction of certain 1,4-disubstituted phenyl derivatives of the invention with the nuclear receptor PPAR- $\gamma$  is described. This interaction results in the pharmacological activities of these compounds.

### **Description of the Related Art**

Type II diabetes, or non-insulin-dependent diabetes mellitus (NIDDM), is a common metabolic disorder which has no effective treatment. NIDDM occurs predominantly in adults and involves a subnormal or inadequate amount of circulating endogenous insulin. The two defects associated with NIDDM are tissue insensitivity to insulin and impaired pancreatic B-cell response to glucose. Both of these defects are further aggravated by increased hyperglycemia, and therefore many therapeutic maneuvers seek to reduce this condition.

The currently marketed oral agents for Type II diabetes fall into several classes (i) sulphonylureas (ii) biguanides, or (iii) thiazolidinedione (TZD) derivatives

such as the recently approved insulin sensitizer Rezulin™, an agonist of the PPAR- $\gamma$  receptor. The sulfonylureas are an older class of drug which suffer serious drawbacks such as profound hypoglycemia and cardiovascular disease. At least three mechanisms of sulfonylurea action have been proposed: (1) release of insulin from B-cells, (2) reduction of serum glucagon levels, and (3) an extrapancreatic effect to potentiate the action of insulin on its targets. Examples of sulfonylureas are tolbutamide, tolazimide, acetohexamide, chlorpropamide and second generation hyperglycemic agents such as glyburide, glipizide and glimepiride.

Biguanides, such as metformin, have also been around since the mid-1950s and are generally considered as anti-hyperglycemic agents with marginal effects on insulin responsiveness. Currently proposed mechanisms of action for biguanides include (1) direct stimulation of glycolysis in tissues, with increased glucose removal from blood; (2) reduced hepatic gluconeogenesis; (3) slowing of glucose absorption from the gastrointestinal tract; and (4) reduction of plasma glucagon levels. While biguanides do not cause hyperglycemia, there is a clear need for more effective drugs that provide glycemic control *and* promote insulin responsiveness.

TZD derivatives are a new class of oral antidiabetic drugs in which the primary mechanism appears to be increased target tissue sensitivity to insulin. Specifically, the TZD involves binding to nuclear receptors (PPAR) that regulate the transcription of a number of insulin responsive genes critical for the control of glucose and lipid metabolism. This type of drug potentiates the action of insulin to increase glucose uptake and glucose oxidation in both muscle and adipose tissue, while reducing hepatic glucose output as well as lipid synthesis in muscle and fat cells. TZDs such as troglitazone (Rezulin™), ciglitazone, englitazone, rosiglitazone

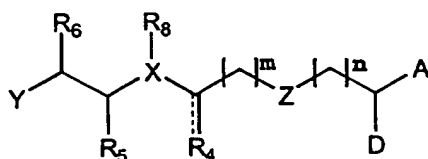
and pioglitazone are said to reduce hyperglycemia, hyperinsulinemia and hypertriglyceridemia in animal models.

The recently marketed TZD, Rezulin™, while effective, has a number of post-marketing safety problems including induction of liver enzymes (e.g. P450 3A4) and hepatotoxicity with significantly associated lethality. A newer TZD, rosiglitazone, suffers a poor pharmacokinetic profile in humans, which could limit its effectiveness in a larger population. Therefore, there is a clear need for more effective novel structures of PPAR- $\gamma$  agonists that provide glycemic control and promote insulin responsiveness.

SUMMARY OF THE INVENTION

This invention provides novel compounds of Formula I that interact with the nuclear receptor PPAR- $\gamma$ .

The invention provides pharmaceutical compositions comprising the compounds of Formula I. The invention also provides compounds useful in the treatment of Type II diabetes, or NIDDM. Accordingly, a broad embodiment of the invention is directed to compounds of general Formula I:



I

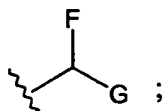
wherein:

Z is a 5 or 6 membered aryl or heteroaryl ring optionally substituted with up to three groups selected from lower alkyl, halogen or lower alkoxy;

n and m independently represent 0, 1 or 2;

A is  $\text{CO}_2\text{R}_9$ ; or

A is



D, F and G are the same or different and represent hydrogen,  $\text{NR}_1\text{R}_{12}$ ,  $\text{OR}_1$ ,  $\text{CH}_2\text{R}_1$  or  $\text{SR}_1$ ;

$\text{R}_1$  and  $\text{R}_{12}$  are the same or different and represent hydrogen, lower alkyl,  $\text{R}_{10}\text{C}=\text{O}$ ,  $\text{R}_{10}\text{SO}_2$ , or

cycloalkyl optionally substituted with one, two, three or four groups independently selected from halogen, trifluoromethyl, trifluoromethoxy, cyano, nitro, carboxyl, alkoxy, alkylcarboxy, hydroxy, lower alkyl, lower alkoxy, amino, or mono or dialkylamino where each alkyl portion is lower alkyl, or

aryl, heteroaryl, arylalkyl, or heteroarylalkyl, where the ring portion of each is optionally substituted with one, two, three or four groups independently selected from halogen, trifluoromethyl, trifluoromethoxy, cyano, nitro, carboxyl, alkoxy, alkylcarboxy, hydroxy, lower alkyl, lower alkoxy, amino, or mono or dialkylamino where each alkyl portion is lower alkyl;

$R_{10}$  is hydrogen or lower alkyl, or aryl, heteroaryl, arylalkyl or heteroarylalkyl, where the ring portion of each is optionally substituted with one, two or three groups independently selected from halogen, trifluoromethyl, trifluoromethoxy, cyano, nitro, carboxyl, alkoxy, alkylcarboxy, hydroxy, lower alkyl, lower alkoxy, amino, or mono or dialkylamino where each alkyl portion is lower alkyl;

$R_9$  is H or lower alkyl;

X is N, O,  $CH_2$ , S, SO or  $SO_2$ ;

$R_4$  is O, hydrogen, hydroxy, lower alkyl, lower alkoxy, cycloalkyl,  $R_{10}C=O$  or  $R_{10}SO_2$ ;

Y is hydrogen,  $NR_1R_{12}$ ,  $OR_1$ ,  $CH_2R_1$ ,  $SR_1$ ,  $SOR_1$  or  $SO_2R_1$ ; and

$R_5$ ,  $R_6$  and  $R_8$ , are the same or different and represent hydrogen, lower alkyl,  $R_{10}C=O$ ,  $R_{10}SO_2$ , or

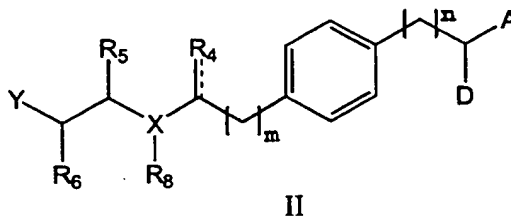




DETAILED DESCRIPTION OF THE INVENTION

The novel compounds encompassed by the instant invention can be described by the general Formula I set forth above or the pharmaceutically acceptable non-toxic salts thereof.

In addition, the present invention also encompasses compounds of Formula II



wherein  $n$ ,  $m$ ,  $A$ ,  $D$ ,  $X$ ,  $Y$ ,  $R_4$ ,  $R_5$ ,  $R_6$  and  $R_8$  are as defined above for Formula I.

Preferred compounds of Formula II are where  $n$  is 1;  $m$  is 0;  $A$  is  $\text{CO}_2\text{R}_9$ ;  $D$  is  $\text{NR}_1\text{R}_{12}$ ;  $R_4$  is  $\text{O}$ ;  $X$  is  $\text{N}$ ;  $Y$  is  $-\text{S-aryl}$ ,  $-\text{O-aryl}$  or  $-\text{CH}_2\text{-aryl}$ ;  $R_9$  is hydrogen or lower alkyl;  $R_8$  is hydrogen or lower alkyl;  $R_{12}$  is hydrogen; and  $R_1$  is a substituted or unsubstituted aryl or arylalkyl.

“----“ refers to a bond or nothing.

By “alkyl”, “lower alkyl”, and “ $\text{C}_1\text{-C}_6$  alkyl” in the present invention is meant straight or branched chain alkyl groups having 1-6 carbon atoms, such as, methyl, ethyl, propyl, isopropyl,  $n$ -butyl,  $sec$ -butyl,  $tert$ -butyl, pentyl, 2-pentyl, isopentyl, neopentyl, hexyl, 2-hexyl, 3-hexyl, and 3-methylpentyl. These groups may be substituted with up to four groups mentioned below for substituted aryl.

By “alkoxy”, “lower alkoxy”, and “ $\text{C}_1\text{-C}_6$  alkoxy” in the present invention is meant straight or branched chain alkoxy groups having 1-6 carbon atoms, such as, for example, methoxy, ethoxy, propoxy, isopropoxy,  $n$ -butoxy,  $sec$ -butoxy,  $tert$ -butoxy, pentoxy, 2-pentyl, isopentoxy, neopentoxy, hexoxy, 2-hexoxy, 3-hexoxy, and 3-

methylpentoxy. These groups may be substituted with up to four groups mentioned below for substituted aryl.

By the term "halogen" in the present invention is meant fluorine, bromine, chlorine, and iodine.

A "carbocyclic group" or "cycloalkyl" is a nonaromatic cyclic ring or fused rings having from 3 to 7 ring members. Examples include cyclopropyl, cyclobutyl, and cycloheptyl. These rings may be substituted with one or more of the substituent groups mentioned below for aryl, for example alkyl, halo, amino, hydroxy, and alkoxy. Typical substituted carbocyclic groups include 2-chlorocyclopropyl, 2,3-diethoxycyclopentyl, and 2,2,4,4-tetrafluorocyclohexyl. The carbocyclic group may contain one or two heteroatoms selected from oxygen, sulfur, and nitrogen, and such ring systems may be referred to as "heterocyclyl" or "heterocyclic". Examples include pyranlyl, tetrahydrofuranyl, and dioxanyl. These heterocyclyl groups may be substituted with up to four of the substituent groups mentioned for aryl to give groups such as 3-chloro-2-dioxanyl, and 3,5-dihydroxymorpholino.

By heteroaryl is meant one or more aromatic ring systems of 5-, 6-, or 7-membered rings containing at least one and up to four heteroatoms selected from nitrogen, oxygen, or sulfur. Such heteroaryl groups include, for example, thienyl, furanyl, thiazolyl, imidazolyl, (is)oxazolyl, pyridyl, pyrimidinyl, (iso)quinolinyl, naphthyridinyl, benzimidazolyl, benzoxazolyl. The heteroaryl group is optionally substituted with up to four groups mentioned below for substituted aryl.

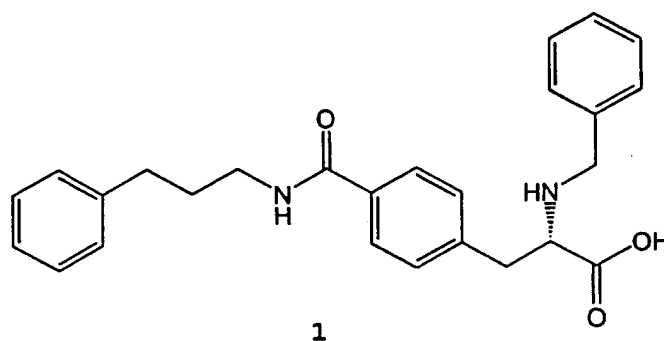
By aryl is meant an aromatic carbocyclic group having a single ring (e.g., phenyl), multiple rings (e.g., biphenyl), or multiple condensed rings in which at least one is aromatic, (e.g., 1,2,3,4-tetrahydronaphthyl, naphthyl, anthryl, or phenanthryl),

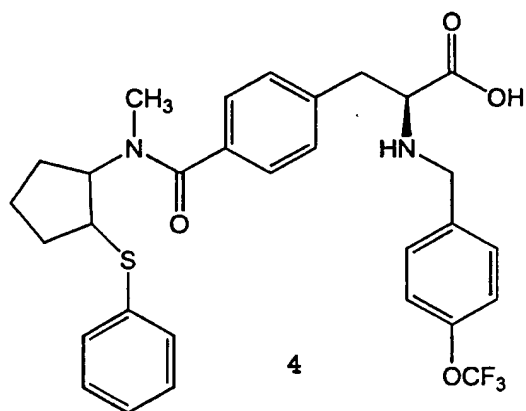
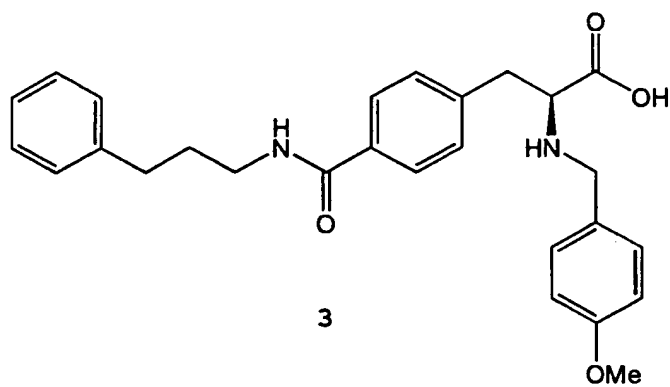
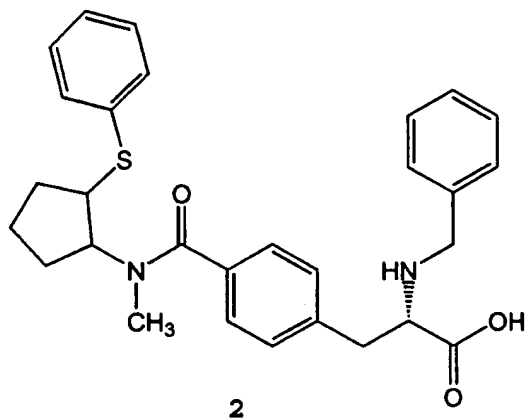
which is optionally mono-, di-, or trisubstituted with, e.g., halogen, -OH, -SH, lower alkyl, lower alkoxy, lower alkylthio, trifluoromethyl, trifluoromethoxy, lower acyloxy, aryl, heteroaryl, amino, mono- or dialkylamino, and nitro, . A preferred aryl is phenyl.

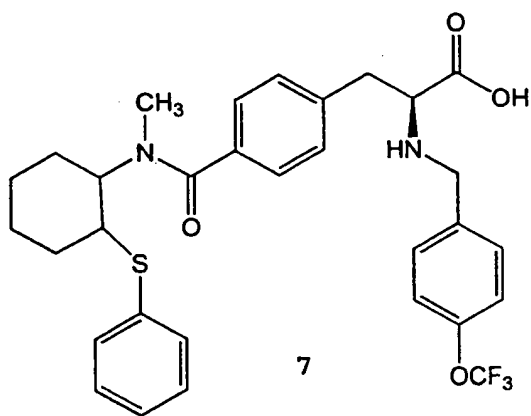
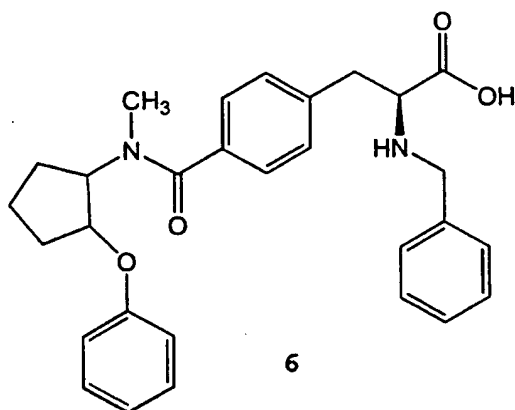
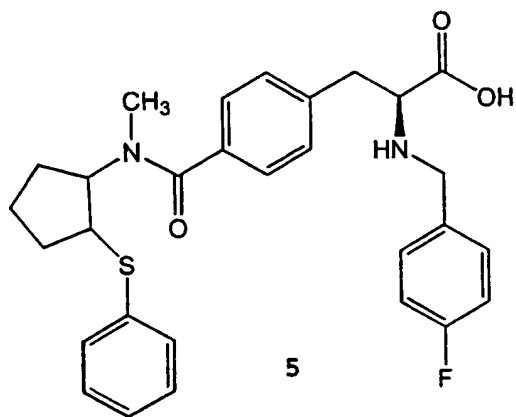
In certain situations, compounds of Formula I and Formula II may contain one or more asymmetric carbon atoms, so that the compounds can exist in different stereoisomeric forms. These compounds can be, for example, racemates or optically active forms. In these situations, the single enantiomers, i.e., optically active forms, can be obtained by asymmetric synthesis or by resolution of the racemates. Resolution of the racemates can be accomplished, for example, by conventional methods such as crystallization in the presence of a resolving agent, or chromatography, using, for example a chiral HPLC column.

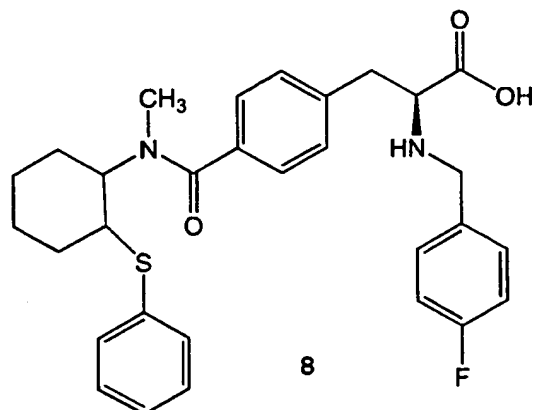
Representative compounds of the invention are shown below in Table 1.

Table 1









Representative compounds of the present invention, which are encompassed by Formula I, include, but are not limited to the compounds in Table I and their pharmaceutically acceptable salts. In addition, if the compound of the invention is obtained as an acid addition salt, the free base can be obtained by basifying a solution of the acid salt. Conversely, if the product is a free base, an addition salt, particularly a pharmaceutically acceptable addition salt, may be produced by dissolving the free base in a suitable organic solvent and treating the solution with an acid, in accordance with conventional procedures for preparing acid addition salts from base compounds.

Non-toxic pharmaceutically acceptable salts include salts of acids such as hydrochloric, phosphoric, hydrobromic, sulfuric, sulfinic, formic, toluenesulfonic, methanesulfonic, nitric, benzoic, citric, tartaric, maleic, hydriodic, alkanolic such as acetic,  $\text{HOO}-(\text{CH}_2)_n-\text{CO}_2\text{H}$  where  $n$  is 0-4, and the like. Those skilled in the art will recognize a wide variety of non-toxic pharmaceutically acceptable addition salts.

The present invention also encompasses the acylated prodrugs of the compounds of Formula I. Those skilled in the art will recognize various synthetic methodologies which may be employed to prepare non-toxic pharmaceutically

acceptable addition salts and acylated prodrugs of the compounds encompassed by Formula I.

The compounds of Formula I and their salts are suitable for the treatment of Type II diabetes, both in human and non-human animals and domestic pets or companion animals, especially dogs and cats and farm animals such as sheep, swine and cattle.

The compounds of general Formula I may be administered orally, topically, parenterally, by inhalation or spray, or rectally in unit dosage formulations containing conventional non-toxic pharmaceutically acceptable carriers, adjuvants, and vehicles. The term parenteral as used herein includes subcutaneous injections, intravenous, intramuscular, intrasternal injection or infusion techniques. In addition there is provided a pharmaceutical formulation comprising a compound of general Formula I and a pharmaceutically acceptable carrier. One or more compounds of general Formula I may be present in association with one or more non-toxic pharmaceutically acceptable carriers and/or diluents and/or adjuvants and if desired other active ingredients. The pharmaceutical compositions containing compounds of general Formula I may be in a form suitable for oral use, for example, as tablets, troches, lozenges, aqueous or oily suspensions, dispersible powders or granules, emulsions, hard or soft capsules, or syrups or elixirs.

Compositions intended for oral use may be prepared by any method known to the art for the manufacture of pharmaceutical compositions and such compositions may contain one or more agents selected from the group consisting of sweetening agents, flavoring agents, coloring agents, and preserving agents in order to provide pharmaceutically elegant and palatable preparations. Tablets contain the active

ingredient in admixture with non-toxic pharmaceutically acceptable excipients which are suitable for the manufacture of tablets. These excipients may be, for example, inert diluents, such as calcium carbonate, sodium carbonate, lactose, calcium phosphate or sodium phosphate; granulating and disintegrating agents, for example, cornstarch or align acid; binding agents, for example starch, gelatin, or acacia; and lubricating agents, for example, magnesium stearate, stearic acid, or talc. The tablets may be uncoated or they may be coated by known techniques to delay disintegration and absorption in the gastrointestinal tract and thereby provide a sustained action over a longer period. For example, a time delay material such as glyceryl monostearate or glyceryl distaerate may be employed.

Formulations for oral use may also be presented as hard gelatin capsules wherein the active ingredient is mixed with an inert solid diluent, for example, calcium carbonate, calcium phosphate, or kaolin, or as soft gelatin capsules wherein the active ingredient is mixed with water or an oil medium, for example peanut oil, liquid paraffin, or olive oil.

Aqueous suspensions contain the active materials with excipients suitable for the manufacture of aqueous suspensions. Such excipients are suspending agents, for example, sodium cerboxymethylcellulose, methylcellulose, hydropropylmethylcellulose, sodium alginate, polyvinylpyrrolidone, gum tragacanth, and gum acacia; dispersing or wetting agents may be a naturally occurring phosphatide, for example, lecithin, or condensation products of an alkylene oxide with fatty acids, for example polyoxyethylene stearate, or condensation products of ethylene oxide with long chain aliphatic alcohols. for example heptadecaethyleneoxycetanol, or condensation products of ethylene oxide with partial esters derived from fatty acids and a hexitol



such as polyoxyethylene sorbitol monooleate, or condensation products of ethylene oxide with partial esters derived from fatty acids and hexitol anhydrides, for example polyethylene sorbitanmonooleate. The aqueous suspensions may also contain one or more preservatives, for example, ethyl or n-propyl p-hydroxybenzoate, one or more coloring agents, one or more flavoring agents, and one or more sweetening agents, such as sucrose or saccharin.

Oily suspensions may be formulated by suspending the active ingredient in a vegetable oil, for example arachis oil, olive oil, sesame oil, or coconut oil, or in a mineral oil such as liquid paraffin. The oily suspensions may contain a thickening agent, for example beeswax, hard paraffin, or cetyl alcohol. Sweetening agents such as those set forth above, and flavoring agents may be added to provide palatable oral preparations. These compositions may be preserved by the addition of an anti-oxidant such as ascorbic acid.

Dispersible powders and granules suitable for preparation of an aqueous suspension by the addition of water provide the active ingredient in admixture with a dispersing or wetting agent, suspending agent, and one or more preservatives. Suitable dispersing or wetting agents and suspending agents are exemplified by those already mentioned above. Additional excipients, for example sweetening, flavoring, and coloring agents, may also be present.

Pharmaceutical compositions of the invention may also be in the form of oil-in-water emulsions. The oily phase may be a vegetable oil, for example olive oil or arachis oil, or a mineral oil, for example liquid paraffin, or mixtures of these. Suitable emulsifying agents may be naturally occurring gums, for example gum acacia or gum tragacanth, naturally occurring phosphatides, for example soy bean, lecithin, and

esters or partial esters derived from fatty acids and hexitol, anhydrides, for example sorbitan monoleate, and condensation products of the said partial esters with ethylene oxide, for example polyoxyethylene sorbitan monoleate. The emulsions may also contain sweetening and flavoring agents.

Syrups and elixirs may be formulated with sweetening agents, for example glycerol, propylene glycol, sorbitol, or sucrose. Such formulations may also contain a demulcent, a preservative, and flavoring and coloring agents. The pharmaceutical compositions may be in the form of a sterile injectable aqueous or oleaginous suspension. This suspension may be formulated according to the known art using those suitable dispersing or wetting agents and suspending agents which have been mentioned above. The sterile injectable preparation may also be a sterile injectable solution or suspension in a non-toxic parentally acceptable diluent or solvent, for example as a solution in 1,3-butanediol. Among the acceptable vehicles and solvents that may be employed are water, Ringer's solution, and isotonic sodium chloride solution. In addition, sterile, fixed oils are conventionally employed as a solvent or suspending medium. For this purpose any bland fixed oil may be employed including synthetic mono or diglycerides. In addition, fatty acids such as oleic acid find use in the preparation of injectables.

The compounds of general Formula I may also be administered in the form of suppositories for rectal administration of the drug. These compositions can be prepared by mixing the drug with a suitable non-irritating excipient which is solid at ordinary temperatures but liquid at rectal temperature and will therefore melt in the rectum to release the drug. Such materials are cocoa butter and polyethylene glycols.

Compounds of general Formula I may be administered parenterally in a sterile medium. The drug, depending on the vehicle and concentration used, can either be suspended or dissolved in the vehicle. Advantageously, adjuvants such as local anesthetics, preservatives, and buffering agents can be dissolved in the vehicle.

It will be understood that the specific dose level for any particular patient will depend upon a variety of factors including the activity of the specific compound employed, the patient's age, body weight, general health, sex, and diet, and the time of administration, route of administration, rate of excretion, drug combination, and the severity of the particular disease undergoing therapy.

For administration to non-human animals, the composition may also be added to the animal feed or drinking water. It will be convenient to formulate these animal feed and drinking water compositions with a mullet-dose of the drug so that the animal takes in an appropriate quantity of the composition along with its diet. It will also be convenient to present the composition as a premix for addition to the feed or drinking water.

An illustration of the preparation of compounds of the present invention is given in Scheme I and Scheme II. In Scheme II, the groups  $R_5$ ,  $R_6$ ,  $R_8$  and Y are as defined in general Formula I; and

$R_3$  is hydrogen, lower alkyl, or

aryl, heteroaryl, arylalkyl, or heteroarylalkyl, where the ring portion of each is optionally substituted with one, two, three or four groups independently selected from halogen, trifluoromethyl, trifluoromethoxy, cyano, nitro, carboxyl, alkoxycarboxy, alkylcarboxy,

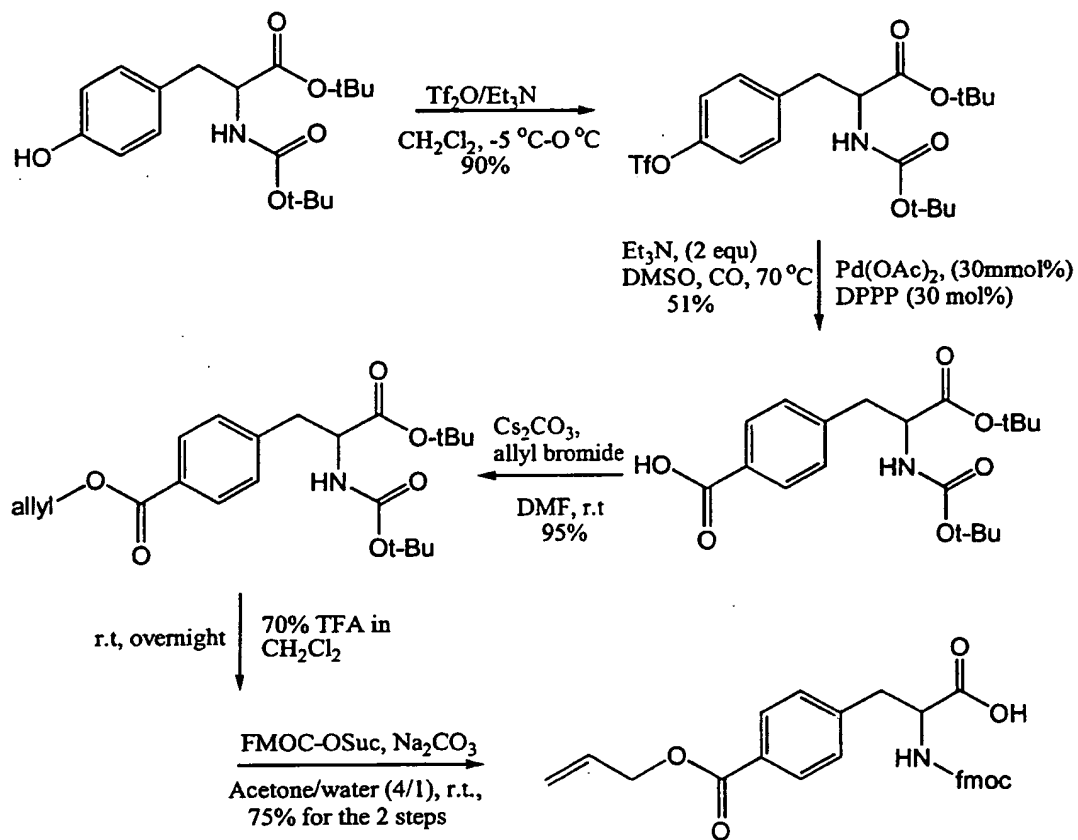
hydroxy, lower alkyl, lower alkoxy, amino, or mono or dialkylamino

where each alkyl portion is lower alkyl, or

R<sub>3</sub> together with the carbon atom to which it is attached forms an optionally substituted cycloalkyl.

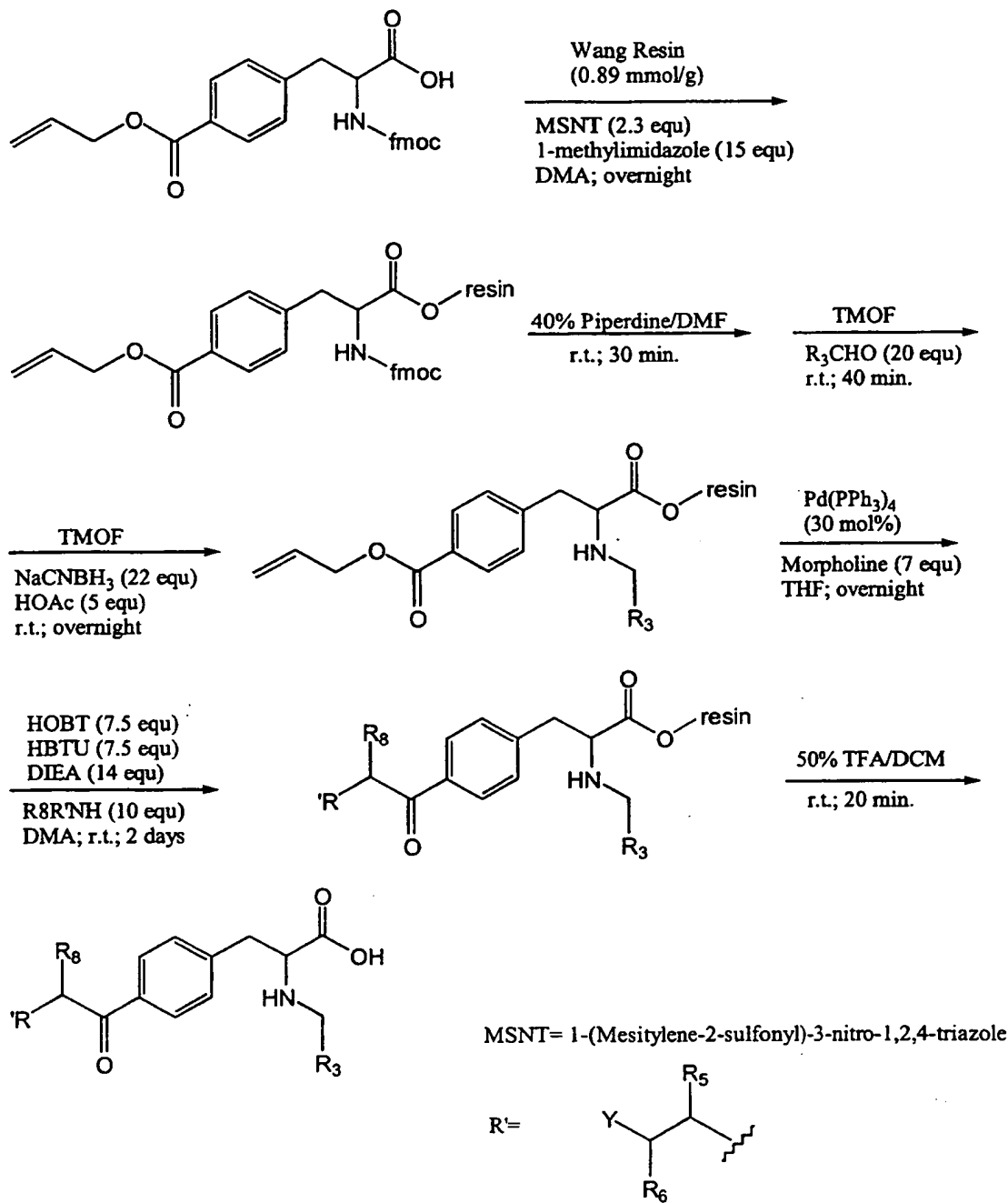
## SCHEME 1

## Scaffold Synthesis



## SCHEME II

## Library Synthesis



Those having skill in the art will recognize that the starting materials may be varied and additional steps employed to produce compounds encompassed by the present invention, as demonstrated by the following examples.

The disclosures in this application of all articles and references, including patents, are incorporated herein by reference.

The invention is illustrated further by the following examples which are not to be construed as limiting the invention in scope or spirit to the specific procedures described in them.

The starting materials and various intermediates may be obtained from commercial sources, prepared from commercially available organic compounds, or prepared using well known synthetic methods.

Representative examples of methods for preparing intermediates of the invention are set forth below.

### Example 1

#### 1. *Loading scaffold on Wang Resin*

6.0 g of Wang Resin (0.89 mmol/g, 5.34 mmol) is washed with DMA (N,N-dimethylacetamide) 3 x 40 ml, DCM (dichloromethane) 3 x 40 ml in the peptide vessel. The resin is then dried over a vacuum pump for 2 hrs.

The treated resin is swelled in 70 ml of DCM. 5.83 g of Fmoc-amino acid (12.38 mmol), 3.8 g of 1-(mesitylene-2-sulfonyl)-3-nitro-1,2,4-triazole (MSNT) (12.8 mmol) and 32 ml of 1-methylimidazole (402 mmol) are added subsequently. The resultant mixture is shaken on the orbital shaker (200 rpm) for 3.5 hrs. The resin is

drained and washed with DMA (4 x 50 ml), tetrahydrofuran (THF) (4 x 50ml), DCM (4 x 50 ml) and dried under vacuum pump overnight.

2 ml of DCM and 2 ml of TFA are added to 237 mg of coupled resin in peptide vessel. The mixture is shaken at room temperature for 30 min. The resin is filtered off and washed with DCM/trifluoroacetic acid (TFA) =1/1 (3 x 2 ml), DCM (3 x 5 ml). The filtrates are combined together. Removal of solvents gives a white solid (70 mg). After the blank of resin is deducted (~6mg), the loading efficiency of coupling reaction between Fmoc protected amino acid made and Wang resin is 0.573 mmol/g.

## 2. *Deprotection of Fmoc group*

Dimethylformamide (DMF) (60 ml) and piperidine (40 ml) are added to Fmoc-(4-allyloxycarbonyl)-L-Tyr-Wang resin (6g, 3.44 mmol). The mixture is shaken (200 rpm) at room temperature for 40 min. The resin is then drained and washed with DMF (3 x 40 ml), THF (3 x 40 ml), DCM (3 x 40 ml) and dried under high vacuum pump overnight.

## 3. *Reductive Amination*

The above amine resin is swelled in 60 ml of TMOF, and benzaldehyde (9.6 ml, 94.4 mmol) is added and the mixture is shaken for 40 min. The resin is drained and washed with TMOF (2 x 40 ml) to remove excess aldehyde. The resin is re-swelled in 60 ml of TMOF and sodium cyanoborohydride (5.6 g, 89.2 mmol) is added followed by 1 ml of acetic acid. The mixture is shaken (200 rpm) at room temperature overnight. The resin is then drained and washed with MeOH (3 x 40 ml), DMF(3 x 40 ml), THF (3 x 40 ml), DCM (3 x 40 ml) and dried under high vacuum pump overnight.



#### 4. *Allyl deprotection*

The above resin is swelled in 60 ml of anhydrous THF and 2.1 ml of morpholine (24.2 mmol, 7 eq.) is added followed by 1.2 g of Pd(PPh<sub>3</sub>)<sub>4</sub> (30% mol). The mixture is shaken (200 rpm) at room temperature overnight. The resin is then drained and washed with HOAc (3 x 40 ml), DMF (3 x 40 ml), THF (3 x 40 ml), DCM (3 x 40 ml) and dried under a high vacuum pump

#### 5. *Coupling with 3-phenyl-1-propylamine*

The above resin is swelled in 70 ml of DMA. HOBt (3.48 g, 25.8 mmol, 7.5 eq.), HBTU (9.78 g, 25.8 mmol, 7.5 eq.), DIEA (8.37 ml, 14 eq.) and 3-phenyl-1-propylamine (4.9 ml, 10 eq.) are added. The mixture is shaken (200 rpm) at room temperature for 2 days. The resin is then drained and washed with DMF (4 x 40 ml), THF (4 x 40 ml) and then DCM (4 x 40 ml) and dried under high vacuum pump.

#### 6. *Cleavage from resin*

The above resin is swelled in 60 ml of DCM and 40 ml of TFA is added. The mixture is shaken at room temperature for 30 min. The resin is drained and the TFA/DCM solution is collected. The resin is washed with DCM (2 x 30 ml) and all organic solutions are combined. Removal of solvents gives crude product, which is purified by column chromatography (SiO<sub>2</sub>, CHCl<sub>3</sub>/MeOH = 10/1 to 4/1) to produce 811 mg of a white solid.

### Example 2

The following compounds are prepared essentially as described in example 1:

- (a) (2S)-2-[benzylamino]-3-{4-[N-(3-phenylpropyl)carbamoyl]phenyl} propanoic acid (**Compound 1**);

- (b) (2S)-3-{4-[N-methyl-N-(2-phenylthiocyclopentyl)carbamoyl]phenyl}-2-[benzylamino]propanoic acid (**Compound 2**);
- (c) (2S)-2-{{(4-methoxyphenyl)methyl}amino}-3-{4-[N-(3-phenylpropyl)carbamoyl]phenyl}propanoic acid (**Compound 3**);
- (d) (2S)-3-{4-[N-methyl-N-(2-phenylthiocyclopentyl)carbamoyl]phenyl}-2-({[4-(trifluoromethoxy)phenyl]methyl}amino)propanoic acid (**Compound 4**);
- (e) (2S)-2-{{(4-fluorophenyl)methyl}amino}-3-{4-[N-methyl-N-(2-phenylthiocyclopentyl)carbamoyl]phenyl}propanoic acid (**Compound 5**);
- (f) (2S)-3-{4-[N-methyl-N-(2-phenoxy-cyclopentyl)carbamoyl]phenyl}-2-[benzylamino]propanoic acid (**Compound 6**);
- (g) (2S)-3-{4-[N-methyl-N-(2-phenylthiocyclohexyl)carbamoyl]phenyl}-2-({[4-(trifluoromethoxy)phenyl]methyl}amino)propanoic acid (**Compound 7**); and
- (h) (2S)-2-{{(4-fluorophenyl)methyl}amino}-3-{4-[N-methyl-N-(2-phenylthiocyclohexyl)carbamoyl]phenyl}propanoic acid (**Compound 8**).

### Example 3

#### *Human Adipocyte Differentiation*

Assays are carried out on primary human subcutaneous preadipocytes. Preadipocytes are inoculated at high density in preadipocyte medium (DME/F-10, 1:1, (v/v) containing 10% fetal calf serum) and maintained overnight for attachment. Drug treatment is initiated the second day by changing to serum free medium containing test compounds. The basal medium, which is used as the negative control, contains DME/F-10, biotin (33  $\mu$ M), pantothenate (17  $\mu$ M), insulin (100nM), and dexamethasone (1 $\mu$ M) and BRL 49653 is included as a positive control. The culture is

maintained for 14 days with the compound treatment during the first five days. At the end of the culture, cells are fixed in 5% formalin and stained with oil red-O dye. The dye is extracted by isopropanol and quantitated by measure the optical density at 500 nm. EC50 values found in Table 1 reflect the human adipocyte differentiation of the compound in presence of insulin and dexamethasone.

Table 1

Human Adipocyte Differentiation

Compound	EC50 Differentiation	EC50 Inhibition of Differentiation
1	150 nm	>10 $\mu$ m
2	175 nm	>10 $\mu$ m
Rosiglitazone	100 nm	>10 $\mu$ m

Example 4

*Binding to PPAR- $\gamma$  Receptor*

Compounds are assayed for their ability to inhibit the binding of 3H-PPAR- $\gamma$  ligand to the LBD (ligand binding domain) of the PPAR- $\gamma$  receptor. Compounds are tested at 4 concentrations (1 $\mu$ M to 1 nM) in triplicate. Compounds are incubated with H3-PPAR ligand (8 nM final concentration) and LBD (210 ng/assay well) in assay buffer (50mM Tris pH8.0, 50mM KCL, 2mM EDTA, 0.3% CHAPS, 0.1 mg/ml BSA, 10mM DTT) for 2 hours with gentle shaking. Non-specific binding is measured in the presence of 10  $\mu$ M excess cold competitor. Bound ligand is separated using gel filtration plates (Edge Biosystems 31909) and captured on 96 well Wallac MicroBeta plates (1450-5150 by centrifugation for 5 minutes at 2500rpm. Radioactivity is measured in a Wallac Micro Beta counter. Table 2 gives the IC50 values of compounds 1 and 2.

Table 2

Compound	IC <sub>50</sub> (μm)
1	1.7
2	3.3

Example 5*Blood Glucose Lowering in Diabetic Rats*

Male Zucker lean rats, 24-28 weeks of age, are fed high fat chow (AIN-93-M formulation) for two weeks to elevate blood glucose. At blood glucose concentrations over 160 mg/dl, a three day pre-study baseline is established by measuring blood glucose daily (at 0700-0800 hrs) via tail vein blood extraction and measurement using a glucometer. Animals are segregated into groups of 5 based on weights and baseline glucose. Compounds are then administered to the animals at various concentrations (30 mg compound/kg body weight or 10 mg compound/kg body weight). The drugs were suspended in 0.5% carboxymethylcellulose (Sigma) in a total gavage volume of 250 μL. Animals are dosed for seven days, once daily in the morning after blood glucose and weight determination. At the end of the seven-day period, the animals are euthanized by exsanguination after isoflurane anesthesia. Table 3 depicts the normalization of blood glucose in the rats.

Table 3

## Normalization of Blood Glucose in Zucker Obese Rats

Treatment Day	Blood Glucose (mg/dl ± SEM)		
	Vehicle	Cmpd. 1	Cmpd. 2
0	129±7	133±11	133±11
1	134±15	134±11	136±5

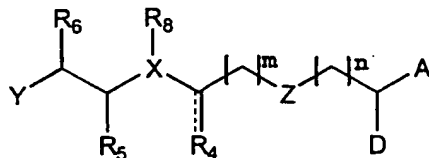
2	133±7	105±7	104±1
3	129±5	105±4	100±9
4	143±3	97±16	93±6
5	120±10	113±3	100±4
6	127±5	105±6	101±5
7	132±6	104±8	92±6

---

The invention and manner and process of making and using it, are now described in such full, clear, concise and exact terms as to enable any person skilled in the art to which it pertains, to make and use the same. It is to be understood that the foregoing describes preferred embodiments of the present invention and that modifications may be made therein without departing from the spirit or scope of the present invention as set forth in the claims. To particularly point out and distinctly claim the subject matter regarded as invention, the following claims conclude this specification.

WHAT IS CLAIMED IS:

1. A compound of the formula:



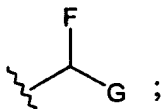
or the pharmaceutically acceptable non-toxic salts thereof wherein:

Z is a 5 or 6 membered aryl or heteroaryl ring optionally substituted with up to three groups selected from lower alkyl, halogen or lower alkoxy;

n and m independently represent 0, 1 or 2;

A is  $\text{CO}_2\text{R}_9$ ; or

A is



D, F and G are the same or different and represent hydrogen,  $\text{NR}_1\text{R}_{12}$ ,  $\text{OR}_1$ ,  $\text{CH}_2\text{R}_1$  or  $\text{SR}_1$ ;

$\text{R}_1$  and  $\text{R}_{12}$  are the same or different and represent hydrogen, lower alkyl,  $\text{R}_{10}\text{C}=\text{O}$ ,  $\text{R}_{10}\text{SO}_2$ , or

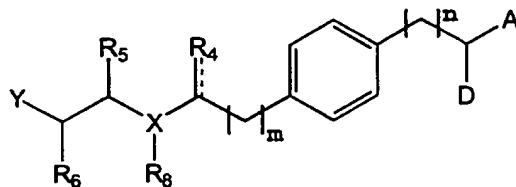
cycloalkyl optionally substituted with one, two, three or four groups independently selected from halogen, trifluoromethyl, trifluoromethoxy, cyano, nitro, carboxyl, alkoxy, alkoxy, alkyl, hydroxy, lower alkyl, lower alkoxy, amino, or mono or dialkylamino where each alkyl portion is lower alkyl, or



aryl, heteroaryl, arylalkyl, or heteroarylalkyl, where the ring portion of each is optionally substituted with one, two, three or four groups independently selected from halogen, trifluoromethyl, trifluoromethoxy, cyano, nitro, carboxyl, alkoxy, alkoxy, alkyl, alkoxy, hydroxy, lower alkyl, lower alkoxy, amino, or mono or dialkylamino where each alkyl portion is lower alkyl; or

$R_5$  and  $R_6$  together with the carbon atom to which they are attached form a 5, 6, or 7 membered carbocyclic ring up to two of which members are optionally hetero atoms selected from oxygen, sulfur and nitrogen.

2. A compound of the formula:

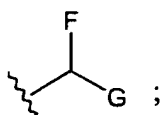


or the pharmaceutically acceptable non-toxic salts thereof wherein:

$n$  and  $m$  independently represent 0, 1 or 2;

$A$  is  $CO_2R_9$ ; or

$A$  is



$D$ ,  $F$  and  $G$  are the same or different and represent hydrogen,  $NR_1R_{12}$ ,  $OR_1$ ,  $CH_2R_1$  or

$SR_1$ ;



$R_1$  and  $R_{12}$  are the same or different and represent hydrogen, lower alkyl,  $R_{10}C=O$ ,  $R_{10}SO_2$ , or

cycloalkyl optionally substituted with one, two, three or four groups independently selected from halogen, trifluoromethyl, trifluoromethoxy, cyano, nitro, carboxyl, alkoxy, alkylcarboxy, hydroxy, lower alkyl, lower alkoxy, amino, or mono or dialkylamino where each alkyl portion is lower alkyl, or

aryl, heteroaryl, arylalkyl, or heteroarylalkyl, where the ring portion of each is optionally substituted with one, two, three or four groups independently selected from halogen, trifluoromethyl, trifluoromethoxy, cyano, nitro, carboxyl, alkoxy, alkylcarboxy, hydroxy, lower alkyl, lower alkoxy, amino, or mono or dialkylamino where each alkyl portion is lower alkyl;

$R_{10}$  is hydrogen or lower alkyl, or aryl, heteroaryl, arylalkyl or heteroarylalkyl, where the ring portion of each is optionally substituted with one, two or three groups independently selected from halogen, trifluoromethyl, trifluoromethoxy, cyano, nitro, carboxyl, alkoxy, alkylcarboxy, hydroxy, lower alkyl, lower alkoxy, amino, or mono or dialkylamino where each alkyl portion is lower alkyl;

$R_9$  is H or lower alkyl;

X is N, O,  $CH_2$ , S, SO or  $SO_2$ ;

$R_4$  is O, hydrogen, hydroxy, lower alkyl, lower alkoxy, cycloalkyl,  $R_{10}C=O$  or  $R_{10}SO_2$ ;

Y is hydrogen,  $NR_1R_{12}$ ,  $OR_1$ ,  $CH_2R_1$ ,  $SR_1$ ,  $SOR_1$  or  $SO_2R_1$ ; and

R<sub>5</sub>, R<sub>6</sub> and R<sub>8</sub>, are the same or different and represent hydrogen, lower alkyl, R<sub>10</sub>C=O,

R<sub>10</sub>SO<sub>2</sub>, or

cycloalkyl optionally substituted with one, two, three or four groups

independently selected from halogen, trifluoromethyl,

trifluoromethoxy, cyano, nitro, carboxyl, alkoxy, alkoxy, alkylcarboxy,

hydroxy, lower alkyl, lower alkoxy, amino, or mono or dialkylamino

where each alkyl portion is lower alkyl, or

aryl, heteroaryl, arylalkyl, or heteroarylalkyl, where the ring portion of each is

optionally substituted with one, two, three or four groups

independently selected from halogen, trifluoromethyl,

trifluoromethoxy, cyano, nitro, carboxyl, alkoxy, alkoxy, alkylcarboxy,

hydroxy, lower alkyl, lower alkoxy, amino, or mono or dialkylamino

where each alkyl portion is lower alkyl; or

R<sub>5</sub> and R<sub>6</sub> together with the carbon atom to which they are attached form a 5, 6, or 7

membered carbocyclic ring up to two of which members are optionally hetero

atoms selected from oxygen, sulfur and nitrogen.

3. A compound according to Claim 1 which is

(2S)-2-[benzylamino]-3-{4-[N-(3-phenylpropyl)carbamoyl]phenyl} propanoic

acid;

(2S)-3-{4-[N-methyl-N(2-phenylthiocyclopentyl)carbamoyl]phenyl}-2-

[benzylamino]propanoic acid;

(2S)-2-[[4-methoxyphenyl)methyl]amino]-3-{4-[N-(3-phenylpropyl)

carbamoyl]phenyl}propanoic acid;

(2S)-3-{4-[N-methyl-N-(2-phenylthiocyclopentyl)carbamoyl]phenyl}-2-({4-(trifluoromethoxy)phenyl)methyl}amino)propanoic acid;

(2S)-2-({(4-fluorophenyl)methyl}amino)-3-{4-[N-methyl-N-(2-phenylthiocyclopentyl)carbamoyl]phenyl}propanoic acid;

(2S)-3-{4-[N-methyl-N-(2-phenoxy-cyclopentyl)carbamoyl]phenyl}-2-[benzylamino]propanoic acid;

(2S)-3-{4-[N-methyl-N-(2-phenylthiocyclohexyl)carbamoyl]phenyl}-2-({4-(trifluoromethoxy)phenyl)methyl}amino)propanoic acid; and

(2S)-2-({(4-fluorophenyl)methyl}amino)-3-{4-[N-methyl-N-(2-phenylthiocyclohexyl)carbamoyl]phenyl}propanoic acid.

4. A pharmaceutical composition comprising a compound according to Claim 1 and a pharmaceutically acceptable carrier.

5. A method of treating Type II diabetes in a mammal comprising administering to said mammal a compound according to Claim 1.

# INTERNATIONAL SEARCH REPORT

International Application No

PCT/US 00/10416

**A. CLASSIFICATION OF SUBJECT MATTER**  
 IPC 7 C07C237/30 C07C237/32 C07B61/00 C07C323/30 A61K31/195  
 A61P3/00

According to International Patent Classification (IPC) or to both national classification and IPC

**B. FIELDS SEARCHED**

Minimum documentation searched (classification system followed by classification symbols)  
 IPC 7 C07C C07B A61K A61P

Documentation searched other than minimum documentation to the extent that such documents are included in the fields searched

Electronic data base consulted during the international search (name of data base and, where practical, search terms used)

CHEM ABS Data, EPO-Internal, PAJ

**C. DOCUMENTS CONSIDERED TO BE RELEVANT**

Category *	Citation of document, with indication, where appropriate, of the relevant passages	Relevant to claim No.
X	WO 98 05331 A (LIGAND PHARM INC) 12 February 1998 (1998-02-12) claims 1-49	1-5
X	WO 97 31907 A (GLAXO GROUP LTD ;WILLSON TIMOTHY MARK (US); MOOK ROBERT ANTHONY JR) 4 September 1997 (1997-09-04) page 3 -page 33	1-5
X	WO 97 10813 A (LIGAND PHARM INC) 27 March 1997 (1997-03-27) claims 1-10	1-5
	-/-	

Further documents are listed in the continuation of box C.

Patent family members are listed in annex.

\* Special categories of cited documents :

- \*A\* document defining the general state of the art which is not considered to be of particular relevance
- \*E\* earlier document but published on or after the international filing date
- \*L\* document which may throw doubts on priority claim(s) or which is cited to establish the publication date of another citation or other special reason (as specified)
- \*O\* document referring to an oral disclosure, use, exhibition or other means
- \*P\* document published prior to the international filing date but later than the priority date claimed

- \*T\* later document published after the international filing date or priority date and not in conflict with the application but cited to understand the principle or theory underlying the invention
- \*X\* document of particular relevance; the claimed invention cannot be considered novel or cannot be considered to involve an inventive step when the document is taken alone
- \*Y\* document of particular relevance; the claimed invention cannot be considered to involve an inventive step when the document is combined with one or more other such documents, such combination being obvious to a person skilled in the art.
- \*&\* document member of the same patent family

Date of the actual completion of the international search

9 August 2000

Date of mailing of the international search report

28/08/2000

Name and mailing address of the ISA

European Patent Office, P.B. 5818 Patentlaan 2  
 NL - 2280 HV Rijswijk  
 Tel. (+31-70) 340-2040, Tx. 31 651 epo nl,  
 Fax: (+31-70) 340-3016

Authorized officer

Bader, K

INTERNATIONAL SEARCH REPORT

Int. Application No  
PCT/US 00/10416

C.(Continuation) DOCUMENTS CONSIDERED TO BE RELEVANT		
Category *	Citation of document, with indication, where appropriate, of the relevant passages	Relevant to claim No.
X	MATSOUKAS, JOHN M. ET AL: "Differences in Backbone Structure between Angiotensin II Agonists and Type I Antagonists" J. MED. CHEM., vol. 38, no. 23, 1995, pages 4660-4669, XP002144648 page 4662	1,2
X	LOWARY, TODD ET AL: "Novel Type of Rigid C-Linked Glycosylacetylene-Phenylalanine Building Blocks for Combinatorial Synthesis of C-linked Glycopeptides" J. ORG. CHEM., vol. 63, no. 26, 1998, pages 9657-9668, XP002144649 page 9662	1,2
X	PATENT ABSTRACTS OF JAPAN vol. 018, no. 528 (C-1258), 6 October 1994 (1994-10-06) & JP 06 184086 A (ONO PHARMACEUT CO LTD), 5 July 1994 (1994-07-05) abstract	1,2
X	PATENT ABSTRACTS OF JAPAN vol. 1997, no. 07, 31 July 1997 (1997-07-31) & JP 09 087291 A (WAKAMOTO PHARMACEUT CO LTD), 31 March 1997 (1997-03-31) abstract	1,2
X	WO 94 22834 A (ZENECA LTD) 13 October 1994 (1994-10-13) * see the examples *	1,2
X	WO 98 58902 A (TANABE SEIYAKU CO ;YAMAGISHI MASAFUMI (JP); TEEGARDEN BRADLEY (US)) 30 December 1998 (1998-12-30) * see the examples *	1,2
X	WO 94 22835 A (ZENECA LTD) 13 October 1994 (1994-10-13) * see the examples *	1,2
P,X	WO 99 67230 A (TANABE SEIYAKU CO ;TEEGARDEN BRADLEY R (US); THOMAS EDWARD WILLIAM) 29 December 1999 (1999-12-29) * see the examples *	1,2
P,X	WO 99 43642 A (ARCHIBALD SARAH CATHERINE ;CELLTECH THERAPEUTICS LTD (GB); WARRELL) 2 September 1999 (1999-09-02) * see the examples *	1,2

-/-

INTERNATIONAL SEARCH REPORT

International Application No

PCT/US 00/10416

C.(Continuation) DOCUMENTS CONSIDERED TO BE RELEVANT		
Category *	Citation of document, with indication, where appropriate, of the relevant passages	Relevant to claim No.
P,X	WO 99 37618 A (ARCHIBALD SARAH CATHERINE ;CELLTECH THERAPEUTICS LTD (GB); WARRELL) 29 July 1999 (1999-07-29) * see the examples *	1,2
P,X	WO 99 35163 A (ARCHIBALD SARAH CATHERINE ;CELLTECH THERAPEUTICS LTD (GB); WARRELL) 15 July 1999 (1999-07-15) * see the examples *	1,2

## FURTHER INFORMATION CONTINUED FROM PCT/ISA/ 210

Continuation of Box I.2

Claims Nos.: 1,2 (partially)

Present claims 1,2 relate to an extremely large number of possible compounds. In fact, the claims contain so many options, variables, possible permutations and provisos that a lack of clarity (and/or conciseness) within the meaning of Article 6 PCT arises to such an extent as to render a meaningful search of the claims impossible.

The initial phase of the search revealed a very large number of documents relevant to the issue of novelty. So many documents were retrieved that it is impossible to determine which parts of the claim(s) may be said to define subject-matter for which protection might legitimately be sought (Article 6 PCT).

For these reasons it appears impossible to execute a meaningful search and/or to issue a complete search report over the whole breadth of the above mentioned claim(s). Consequently, the search and the report can only be considered complete for:

Compounds according to claim 1 with variable moieties defined as follows:  
A = CO<sub>2</sub>R<sub>9</sub>; D = N; n = 1, m = 0; Z = 1,4 connected phenyl (optionally substituted); R<sub>4</sub> = (O) connected to the carbon via double bond; X = N/O.  
In particular the compounds mentioned in claim 3.

The applicant's attention is drawn to the fact that claims, or parts of claims, relating to inventions in respect of which no international search report has been established need not be the subject of an international preliminary examination (Rule 66.1(e) PCT). The applicant is advised that the EPO policy when acting as an International Preliminary Examining Authority is normally not to carry out a preliminary examination on matter which has not been searched. This is the case irrespective of whether or not the claims are amended following receipt of the search report or during any Chapter II procedure.

INTERNATIONAL SEARCH REPORT

Information on patent family members

Int'l. Application No  
PCT/US 00/10416

Patent document cited in search report		Publication date	Patent family member(s)	Publication date
WO 9805331	A	12-02-1998	AU 4050797	25-02-1998
			EP 0930882	28-07-1999
WO 9731907	A	04-09-1997	AP 780	22-11-1999
			AU 717699	30-03-2000
			AU 2093597	16-09-1997
			BG 102792	31-08-1999
			BR 9707786	27-07-1999
			CA 2247443	04-09-1997
			CN 1218460	02-06-1999
			CZ 9802750	13-01-1999
			EP 0888317	07-01-1999
			HR 970110	30-04-1998
			JP 2000507216	13-06-2000
			NO 983940	27-10-1998
			PL 328871	01-03-1999
			SK 116398	13-04-1999
			WO 9710813	A
AU 7074496	09-04-1997			
BR 9610624	16-03-1999			
CA 2204616	27-03-1997			
CA 2232288	27-03-1997			
EP 0859608	26-08-1998			
EP 0788353	13-08-1997			
JP 11511472	05-10-1999			
NO 981192	18-05-1998			
WO 9710819	27-03-1997			
US 5972881	26-10-1999			
JP 06184086	A	05-07-1994	NONE	
JP 09087291	A	31-03-1997	NONE	
WO 9422834	A	13-10-1994	AT 168678	15-08-1998
			AU 692438	11-06-1998
			AU 6288994	24-10-1994
			BR 9406613	06-02-1996
			CA 2156070	13-10-1994
			CN 1120334	10-04-1996
			CZ 9502509	17-01-1996
			DE 69411900	27-08-1998
			DE 69411900	10-12-1998
			EP 0691959	17-01-1996
			EP 0825184	25-02-1998
			ES 2119184	01-10-1998
			FI 954616	28-09-1995
			GR 3027751	30-11-1998
			HU 9500193	28-08-1995
			HU 72088	28-03-1996
			JP 8508291	03-09-1996
			NO 953837	28-09-1995
			NZ 262941	27-07-1997
			PL 310889	08-01-1996
			RU 2142944	20-12-1999
			SK 120895	05-06-1996
			US 5556977	17-09-1996
US 5652242	29-07-1997			



# INTERNATIONAL SEARCH REPORT

Information on patent family members

International Application No

PCT/US 00/10416

Patent document cited in search report	Publication date	Patent family member(s)	Publication date
WO 9422834 A		US 5750754 A	12-05-1998
		US 5728701 A	17-03-1998
		ZW 4294 A	21-12-1994
WO 9858902 A	30-12-1998	AU 8163398 A	04-01-1999
		EP 0991619 A	12-04-2000
WO 9422835 A	13-10-1994	AU 692439 B	11-06-1998
		AU 6289094 A	24-10-1994
		CA 2155307 A	13-10-1994
		EP 0690847 A	10-01-1996
		JP 8509967 T	22-10-1996
		NZ 262942 A	27-07-1997
		US 5563141 A	08-10-1996
		US 5753659 A	19-05-1998
		US 5750754 A	12-05-1998
		ZW 4194 A	21-12-1994
WO 9967230 A	29-12-1999	AU 4711699 A	10-01-2000
WO 9943642 A	02-09-1999	AU 3260399 A	15-09-1999
WO 9937618 A	29-07-1999	AU 2432099 A	09-08-1999
WO 9935163 A	15-07-1999	AU 1977699 A	26-07-1999